



Flat 4 Albercourt, 18 Florence Road,
Bournemouth, England, BH5 1ER

REPORT CONFIRMED BY
Andrew Purday

PROPERTY VISIT DATE
10/02/2026

PREPARED ON BEHALF OF
Saxe Coburg

 [View Photo Gallery](#)

Glossary of Terms

For guidance, please find a glossary of terms used within this report:

Condition

Very Poor: Extensively damaged/faulty. Examples: large stains; upholstery torn; very dirty.

Poor: Extensive signs of wear and tear. Examples: stains/marks/tears/chips.

Fair: Signs of age. Examples: frayed; small light stains/marks; discolouration.

Good: Signs of slight wear. Examples: generally lightly worn.

New Item: Still in wrapper or with new tags/labels attached. Recently purchased, installed or decorated.

Cleanliness

Very Poor: Not cleaned. Requires cleaning to a good or excellent standard.

Poor: Item dusty or dirty. Requires further cleaning to either good or excellent standard.

Fair: Evidence of some cleaning, but signs of dust or marks.

Good: Item cleaned and free of loose dirt.

Excellent: Item immaculate, sparkling and dust free.

Photo Terms

Captured (external device)

The date provided by the image file itself, usually set by the device that captured it.

Captured (via App)

The date a photo was taken within the platform mobile App. This is a more reliable source than the above.

Captured (certified by inspector)

The date a photo was taken according to the inspector (defaulting to the inspection date).

Added

The date on which the photo was added to the platform.

Status Icons



Disagreed by tenant



Repair



Beyond fair wear and tear



Replace



Missing

Health & Safety Alarm Compliance Checks



Health & Safety Alarm Compliance Checks

YES

Do all floors have smoke/heat alarms present?

YES

Do all smoke/heat alarms have working test buttons?

YES


Are carbon monoxide alarms present in rooms with a fuel burning source (excluding gas cooking appliances) or flue?

YES

Do all carbon monoxide alarms have working test buttons?



Health & Safety Alarm Compliance Photos



Provided by	Inspector
Captured (via App):	10/02/2026 1:00 PM
Added	10/02/2026



Provided by	Inspector
Captured (via App):	10/02/2026 1:00 PM
Added	10/02/2026

Interim Visit Details

Access Checklist

YES 24 hours notice or more given prior to visit

YES Tenant(s) consent received to attend the visit

YES Tenant(s) present during visit

Tenancy Related Issues

NO Complaints received about the tenant?

NO Evidence of smoking?

NO Evidence of sub-letting?

NO Evidence of pets?

NO Evidence of damage over and above fair wear and tear?

NO Have any maintenance issues been reported by the tenant?

Damp & Mould Compliance (property related)

NO Does the property have visual evidence of damp, mildew, decorative spoil or condensation?

NO Is there evidence of any leaks (either plumbing or caused by a structural defect)?

NO Is there evidence of damp and/or mould on room ceilings?

NO Is there damp and/or mould present on external walls outside or within the property?

NO Is there damp and/or mould present on internal walls within the property?

YES Does the heating system appear adequate to heat all rooms and spaces within the property?

NO Are there any rooms that do not have a heating source?

YES Are there any ventilation extractor fans installed within the rooms and spaces of the property?

✓ Damp & Mould Compliance (tenancy related)

YES Are there any children under the age of 5 years residing in the property?

Room Details

The small thumbnail images in this section can be used as a reference point. **Larger copies** of these images can be found in the **'Room Image Library'** section towards the end of this report.


1 Entrance/Hallway				
Item	Description	Condition	Cleanliness	Photos
1.1 General Overview	Clean & Tidy. Neutral smell/no odours evident	● Good	● Good	 2 photos
1.2 Walls	Angle chips left of kitchen	● Good	● Good	 1 photo
1.3 Floor	No obvious marks or scratches	● Good	● Good	 N/A

Entrance/Hallway Photos

General Overview



Provided by	Inspector
Captured (via App):	10/02/2026 1:01 PM
Added	10/02/2026
Reference	1.1.1



Provided by	Inspector
Captured (via App):	10/02/2026 1:01 PM
Added	10/02/2026
Reference	1.1.2

Walls




Provided by	Inspector
Captured (via App):	10/02/2026 1:01 PM
Added	10/02/2026
Reference	1.2.1

2 Bathroom

Item	Description	Condition	Cleanliness	Photos
2.1 General Overview	Free of mould Extractor fan heard working	● Good	● Good	📷 1 photo
2.2 Walls	Intact	● Good	● Good	📷 N/A
2.3 Floor	Intact	● Good	● Good	📷 N/A

Bathroom Photos

General Overview




Provided by	Inspector
Captured (via App):	10/02/2026 1:02 PM
Added	10/02/2026
Reference	2.1.1

3 Bedroom 1


Item	Description	Condition	Cleanliness	Photos
3.1 General Overview	Clean & Tidy. Neutral smell/no odours evident	● Good	● Good	📷 2 photos
3.2 Walls	Light usage marks low level	● Good	● Good	📷 N/A
3.3 Floor	No obvious marks or scratches	● Good	● Good	📷 N/A
3.4 Windows and Sills	Tested and working Mildew to sealant of opening window	● Fair	● Good	📷 1 photo

📷 Bedroom 1 Photos

General Overview




Provided by	Inspector
Captured (via App):	10/02/2026 1:03 PM
Added	10/02/2026
Reference	3.1.1



Provided by	Inspector
Captured (via App):	10/02/2026 1:03 PM
Added	10/02/2026
Reference	3.1.2

Windows and Sills



Provided by	Inspector
Captured (via App):	10/02/2026 1:04 PM
Added	10/02/2026
Reference	3.4.1

4 Kitchen


Item	Description	Condition	Cleanliness	Photos
4.1 General Overview	Clean & Tidy. Neutral smell/no odours evident	● Good	● Good	📷 3 photos
4.2 Walls	Usage marks low level	● Good	● Good	📷 1 photo
4.3 Floor	No obvious marks or scratches	● Good	● Good	📷 N/A
4.4 Windows and Sills	Tested and working	● Good	● Good	📷 1 photo
4.5 Kitchen Worksurfaces	Intact and free of mildew	● Good	● Good	📷 N/A

📷 Kitchen Photos

General Overview



Provided by	Inspector
Captured (via App):	10/02/2026 1:09 PM
Added	10/02/2026
Reference	4.1.1




Provided by	Inspector
Captured (via App):	10/02/2026 1:09 PM
Added	10/02/2026
Reference	4.1.2




Provided by	Inspector
Captured (via App):	10/02/2026 1:09 PM
Added	10/02/2026
Reference	4.1.3

Walls



Provided by	Inspector
Captured (via App):	10/02/2026 1:09 PM
Added	10/02/2026
Reference	4.2.1

Windows and Sills




Provided by	Inspector
Captured (via App):	10/02/2026 1:10 PM
Added	10/02/2026
Reference	4.4.1

5 Living Room/Lounge


Item	Description	Condition	Cleanliness	Photos
5.1 General Overview	Clean & Tidy. Neutral smell/no odours evident	● Good	● Good	📷 4 photos
5.2 Walls	4x nailed on fabric pieces	● Good	● Good	📷 1 photo
5.3 Floor	No obvious marks or scratches	● Good	● Good	📷 N/A
5.4 Windows and Sills	Tested and working	● Good	● Good	📷 1 photo

📷 Living Room/Lounge Photos

General Overview




Provided by	Inspector
Captured (via App):	10/02/2026 12:58 PM
Added	10/02/2026
Reference	5.1.1



Provided by	Inspector
Captured (via App):	10/02/2026 12:58 PM
Added	10/02/2026
Reference	5.1.2




Provided by	Inspector
Captured (via App):	10/02/2026 12:58 PM
Added	10/02/2026
Reference	5.1.3




Provided by	Inspector
Captured (via App):	10/02/2026 12:58 PM
Added	10/02/2026
Reference	5.1.4

Walls



Provided by	Inspector
Captured (via App):	10/02/2026 12:59 PM
Added	10/02/2026
Reference	5.2.1

Windows and Sills




Provided by	Inspector
Captured (via App):	10/02/2026 12:59 PM
Added	10/02/2026
Reference	5.4.1

6 Bedroom 2

Item	Description	Condition	Cleanliness	Photos
6.1 General Overview	Clean & Tidy. Neutral smell/no odours evident	● Good	● Good	📷 3 photos
6.2 Walls	3 stickers and 1 screw	● Good	● Good	📷 1 photo
6.3 Floor	No obvious marks or scratches	● Good	● Good	📷 N/A
6.4 Windows and Sills	Tested and working	● Good	● Good	📷 1 photo

📷 Bedroom 2 Photos

General Overview



Provided by	Inspector
Captured (via App):	10/02/2026 1:06 PM
Added	10/02/2026
Reference	6.1.1




Provided by	Inspector
Captured (via App):	10/02/2026 1:06 PM
Added	10/02/2026
Reference	6.1.2




Provided by	Inspector
Captured (via App):	10/02/2026 1:06 PM
Added	10/02/2026
Reference	6.1.3

Walls



Provided by	Inspector
Captured (via App):	10/02/2026 1:06 PM
Added	10/02/2026
Reference	6.2.1

Windows and Sills



Provided by	Inspector
Captured (via App):	10/02/2026 1:07 PM
Added	10/02/2026
Reference	6.4.1

7 Ensuite


Item	Description	Condition	Cleanliness	Photos
7.1 General Overview	Free of mould with extractor fan heard working	● Good	● Good	📷 2 photos
7.2 Walls	Intact	● Good	● Good	📷 N/A
7.3 Floor	Intact	● Good	● Good	📷 N/A

📷 Ensuite Photos

General Overview



Provided by	Inspector
Captured (via App):	10/02/2026 1:08 PM
Added	10/02/2026
Reference	7.1.1



Provided by	Inspector
Captured (via App):	10/02/2026 1:08 PM
Added	10/02/2026
Reference	7.1.2



Declaration

Was the tenant present during the inspection

YES

Inspector Signature



Name:

Andrew Purday

Date:

07/03/2026 at 2:16pm

Disclaimer

The term 'Inspector' is used hereafter to define the Inventory Hive software user that is responsible for completing this property report. It is the duty and ultimate responsibility of the Inspector and Tenant to agree upon the accuracy of this report.

This report has been prepared by an inspector who is not an expert in buildings, furnishings, decorations, woods, antiques or a qualified surveyor.

This report relates only to the furniture and all the landlord's equipment and contents in the property. It is no guarantee, or report on, the adequacy of, or safety of, any such equipment or contents, merely a record that such items exist in the property at the date of preparing the report and the superficial condition of same.

The inspector will not take water readings unless the meter is clearly visible within the property or attached to an exterior wall at low accessible level.

Windows throughout the property have not been tested for function or operation. Descriptions are purely based on the superficial appearance of windows, frames and locks. The inspector can accept no liability arising from any failure of the windows or parts thereof to function properly at all.

Inspectors do not check gas or electrical appliances and give no guarantee with regard to the safety or reliability of such items. It should be noted that inspectors are not required to inspect smoke or carbon monoxide alarms, testing such alarm 'test functions' may occur. However, this is no guarantee, or report on, the adequacy of these alarms. It is merely a record that batteries were present (if tested) upon completion of this report.

The inspector cannot undertake to move heavy items of furniture or to make searches in inaccessible locations such as loft spaces, cellars, locked rooms and high level cupboards, or to unpack items. Inspectors reserve the right not to handle or move items deemed to be fragile or valuable. In addition, the inspectors reserve the right not to handle items that may be of a health hazard and to generalise/summarise on such items deemed to be unsuitable for further inspection.

Furniture and furnishings (Fire) Safety Regulations 1988 – (1993)

The fire and safety regulation regarding furnishings, gas, electrical and similar services are ultimately the responsibility of the instructing principle. Where the report notes "Fire Label Present", this should not be interpreted to mean the item complies with the "furniture and furnishings (fire) (safety) (amendments) 1993". It is a record that the item had a label as described or similar to that detailed in the "guide" published by the Department of Trade and Industry January 1997 (or subsequent date). It is not a statement that the item can be considered to comply with the regulations.

Safety Certificate and Legislation Compliance

The safety certificate and legislation compliance checklists in this report are no guarantee, or report on, the adequacy of, or safety of, any such liability contents, merely a record that such steps have been offered by the Inventory Hive software to highlight issues that may exist at the property at the date of preparing this report. Inventory Hive accepts no responsibility for the contents of these steps. It is the responsibility of the Inspector and Tenant to agree upon the accuracy of these steps.

Health & Safety / Insurance Risk-Avoidance Steps

The safety certificate and legislation compliance checklists in this report are no guarantee, or report on, the adequacy of, or safety of, any such liability contents, merely a record that such steps have been offered by the Inventory Hive software to highlight issues that may exist at the property at the date of preparing this report. Inventory Hive accepts no responsibility for the contents of these steps. It is the responsibility of the Inspector and Tenant to agree upon the accuracy of these steps.

Guidance Notes to Tenants

What should I know about the check-out process?

At the beginning of the tenancy it is important to note any specific discrepancies on the report that you do not agree with i.e marks on walls, carpets, etc. If no such additional notes are made via the electronic process at the start of the tenancy, the report will be deemed as accepted as read.

The condition of the property at the start of the tenancy, as described in the report will be compared to the condition of the property at the end of tenancy. Details of any alterations to the property after the report has been agreed upon will be recorded by an inspector (Inventory Hive user).

A 'Check-Out' report will be conducted to determine any changes to the report. The tenant should gain permission from the managing agent/landlord if they wish to remove or store any items during the tenancy and this should be confirmed in writing by the managing agent/landlord.

The inspector cannot undertake to move heavy items of furniture or to make searches in inaccessible locations such as loft spaces, cellars, locked rooms and high level cupboards, or to unpack items. Inspectors reserve the right not to handle or move items deemed to be fragile or valuable. In addition, the inspector reserves the right not to handle items that may be of a health hazard and to generalise/summarise on such items deemed to be unsuitable for further inspection.

What should I know before the check-out report is created?

All items should be returned to their original position (as detailed on the report); this includes stored or boxed items not used during the tenancy. Any items listed as 'Item Missing' can often result in a replacement cost or a charge being made. Managing agents/landlords may also charge for the removal of unapproved items left by a tenant at the end of the tenancy that were not included in the original report.

At the time of the property 'Check-Out' all personal items (including consumable items) should have been removed and cleaning of the property completed. Generally, no further cleaning is permitted once the 'Check-Out' inspection has commenced. Tenants should be advised of the date and time of the 'Check-Out' and provide access, or let the appointed inspector know the details of their departure of the property. Additional costs are sometimes charged by managing agents/landlords if the inspector is not able to complete the 'Check-Out' inspection due to the tenant not being ready to vacate or if they are delayed.

The 'Check-Out' report is advisory and is based on information available to the inspector at the time of the 'Check-Out'. It must not be treated as a final statement of tenant responsibility. It remains the responsibility of the agent/landlord and tenant to fully agree any issues and/or deductions (if any) from the deposit.

Issues to look out for during the tenancy...

Cleaning

Soiling is not considered to be 'Fair wear & Tear', (as defined by the House of Lords as 'reasonable use of the premises by the tenant and the ordinary operation of natural forces, i.e; the passage of time). Generally speaking, tenants are liable for the property to be cleaned to the same standard as detailed in the report at the start of the tenancy.

Soft Furnishings

Excessive discolouring which cannot be attributed to sun bleaching and/or the passage of time, soiling or damage may result in repair or cleaning costs being charged to tenants. Discolouration due to smoke, staining, burns or tears to curtains may also incur costs.

Flooring

Hard floors require sweeping and mopping where necessary (in accordance with any specialist cleaning materials/advice provided by the managing agent/landlord). Tenants are often charged by the managing agent/landlord for repairs or replacement costs due to soiling, staining or damage such as cigarette or iron burns.

Decoration

As specified in the majority of tenancy agreements, tenants should gain signed, written permission (keep a copy) from the managing agent/landlord prior to putting nails, pins and other fixtures into walls and ceilings and should avoid the use of tac or tape. Additional marks/fittings are often noted at the 'Check-Out' and any damage or repair work required is often charged to tenants by managing agents/landlords.

Beds & Linen

Mattresses, divan bases, pillows, and duvets are often inspected for soiling where practically possible. Costs may be incurred by tenants for clearing, compensation or a percentage of the replacement charge by the managing agent/landlord in the event that any such items are soiled beyond that noted to the report. Beds should not be made up at the time of the 'Check-Out' inspection and any linen should be left clean, pressed and folded.

Kitchen Surfaces and Sinks

Kitchen surfaces and sinks are often inspected for knife cuts, cup marks, scorch and burn damage. Using appropriate items such as chopping boards and heat pads will help prevent damage.

Crockery, Chinaware, Kitchen Utensils

These items are often checked for soiling, chips and damage. If damage has occurred that is not considered as consistent with 'fair wear and tear', compensation or replacement costs may be incurred by the tenant.

Keys

All keys listed in the report should be kept safe and handed back at the 'Check-Out'. When keys get lost or are not returned to the managing agent, landlord or inspector, tenants are often charged for replacement keys or possibly for the changing of locks. Any additional keys cut during the tenancy should also be returned to the agent.

Gardens & Exterior Areas

Most tenancy agreements state that the tenant is responsible for the maintenance of gardens and exterior areas such as driveways unless agreed in writing otherwise. This includes the cutting of lawns, weeding and maintaining the garden, paths, driveways, flowerbeds etc according to the season. If the standard is found to be below the condition as detailed to the report, (with consideration given for a change in season) tenants are often charged for necessary work to bring the affected area back the required level.